

2019 Fremont County

Community and Health Assessment

Statement of Intent

Healthcare professionals collaborating to assess the needs and resources of Fremont County. This assessment was conducted to establish attainable goals to move healthcare into the future.

Table of Contents

4	Demographic Profile
7	Socioeconomic Profile
9	Health in Fremont County
10	Maternal and Child Health
12	Communicable Disease
16	Health Resources in Fremont County
19	Transportation Resources in Fremont County
20	Risk Behaviors
23	Death, Illness and Injury
25	Crime in Fremont County
28	Homelessness
29	Survey Results
40	Future Action Plans

Demographic Profile



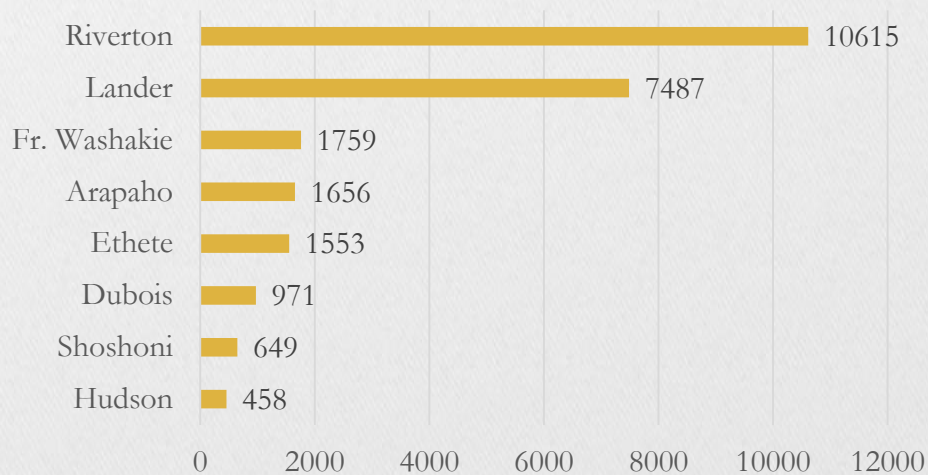
Population Trends

	2010	2000	% Change	Pop. Density
Fremont Co.	40,123	35,804	12.10%	4.4
Wyoming	563,626	493,782	14.10%	5.8

Source: US Census Fact Finder

Fremont County is the second largest county in Wyoming with a total area of 9,266 square miles. The county includes Riverton, Lander, Hudson, Shoshoni, Dubois, Jeffrey City, Pavillion, Kinnebar, Atlantic City, Fr. Washakie, Ethete, Crowheart, Arapaho, and St Stephens.

Population by Town



Source: US Census Fact Finder

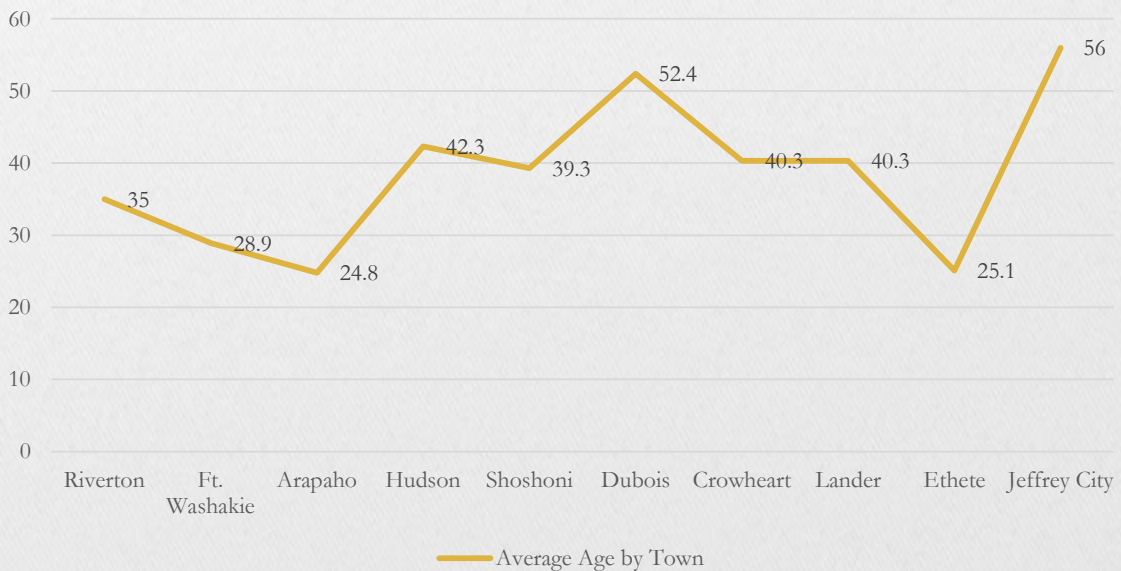
Demographic Profile

Fremont Co. Age Breakdown

Age Group	Male	Percent	Female	Percent	Total
<1	348	53%	313	47%	661
1 to 14	4059	51%	3887	49%	7946
15 to 24	2392	47%	2731	53%	5123
25 to 44	4734	51%	4605	49%	9339
45 to 64	5557	49%	5692	51%	11,249
65 to 74	1594	45%	1659	47%	3523
75 and up	1005	41%	1450	59%	2455
Total	19,689	49%	20,337	50%	40,296



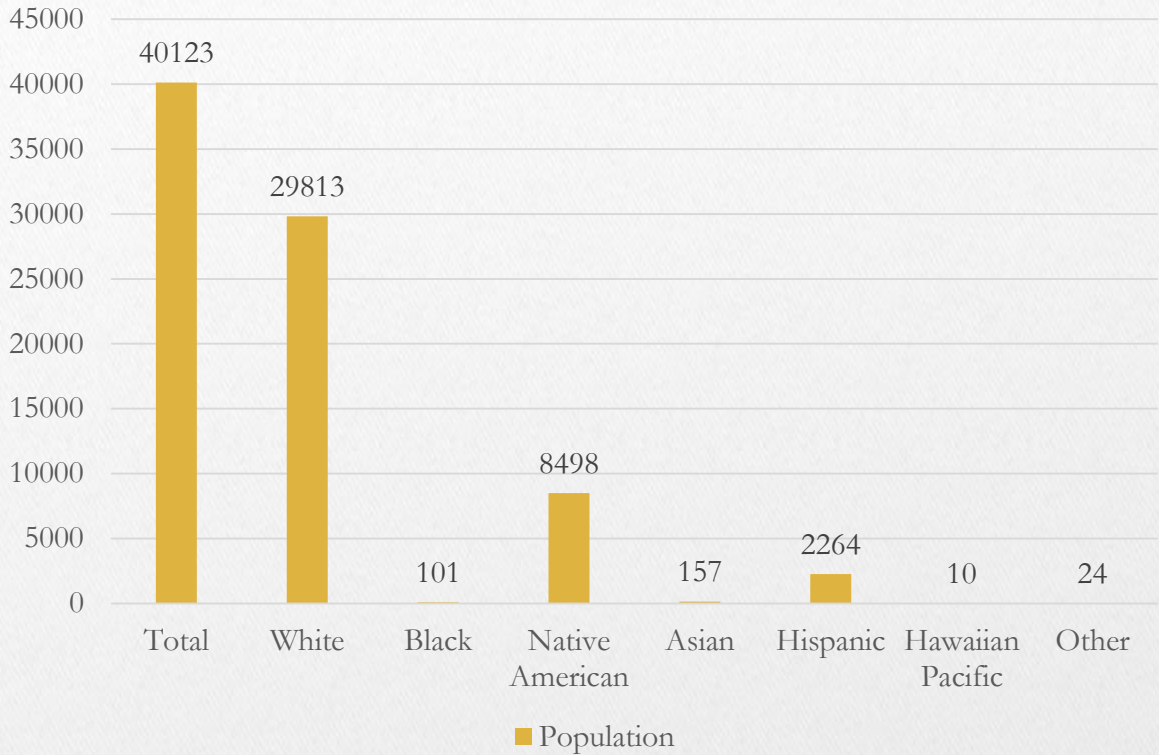
Average Age by Town



Source: US Census Fact Finder

Demographic Profile

Ethnicity

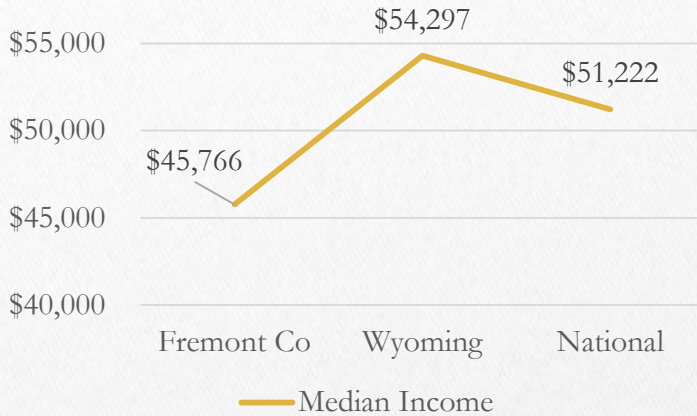


Source: US Census Fact Finder 2010



Socioeconomic Profile

Median Income



Source: US Census Fact Finder

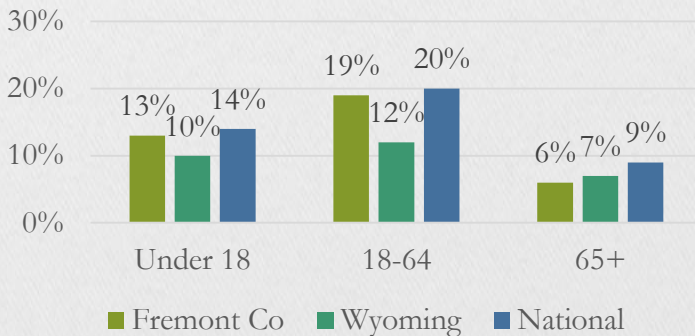


Source: US Census Fact Finder

Median Income by Town



% of People Below Poverty Level by Age

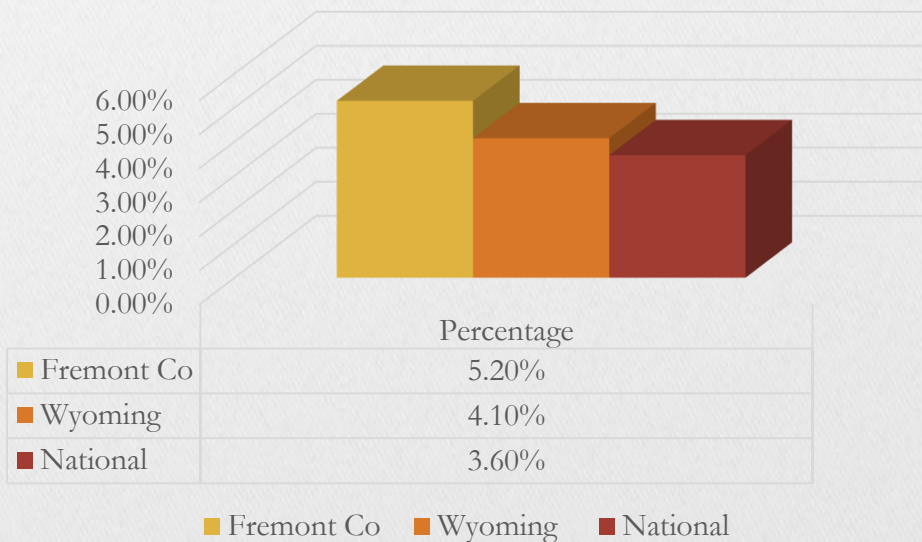


Source: US Census Fact Finder

Socioeconomic Profile



Unemployment Rate



Source: US Bureau of Labor Statistics
2018

Health in Fremont County

28% adults report no leisure time of physical activity in the last month

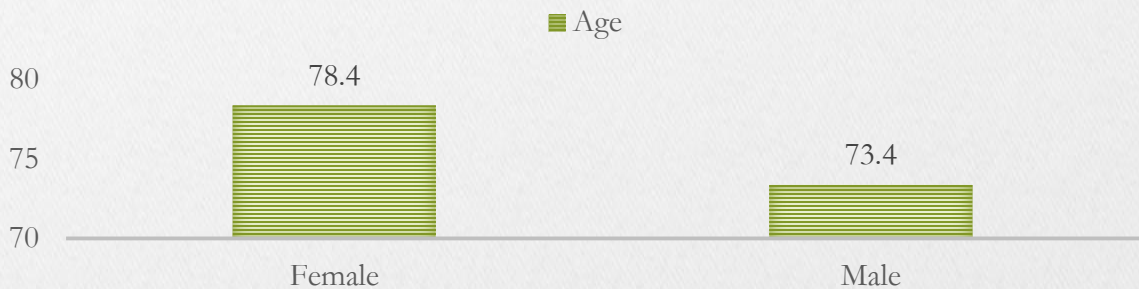
32.3% adults report current smoking or smokeless tobacco use

19.6% adults report being diagnosed with a depressive disorder


29.8% adults report that they do not have a personal doctor or health care provider

Source: BRFSS County data 2013-2017

2014 LIFE EXPECTANCY FREMONT CO.



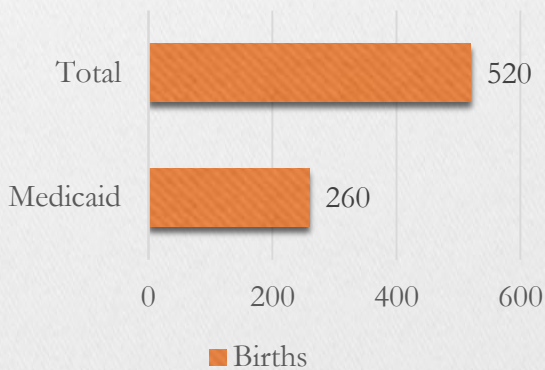
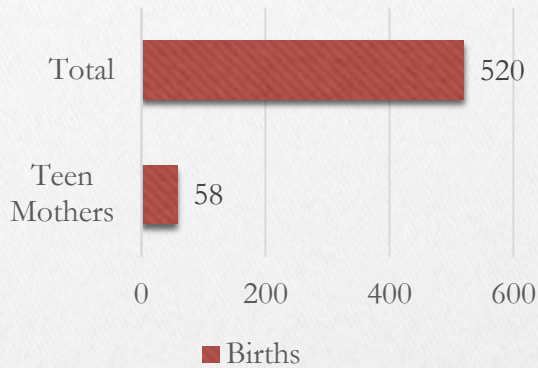
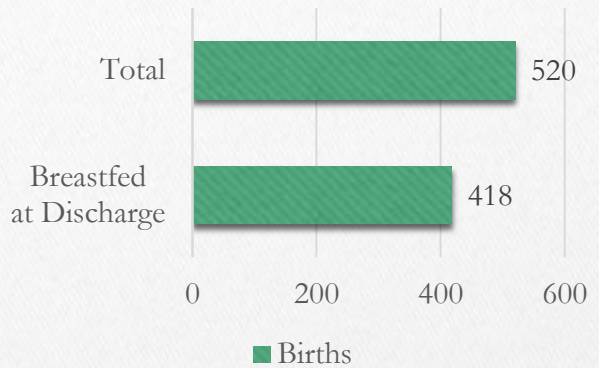
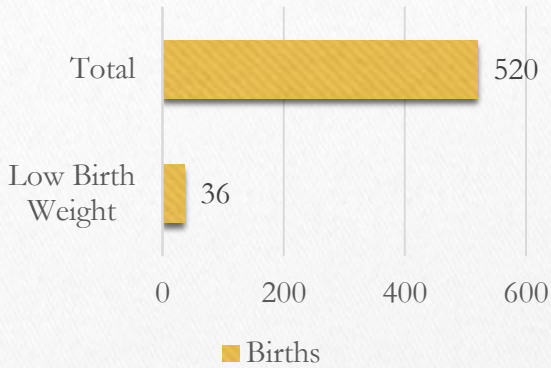
2014 LIFE EXPECTANCY WYOMING



Source: Institute for Health Metrics and Evaluation

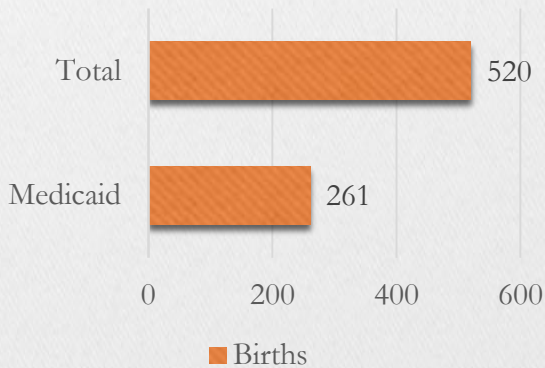
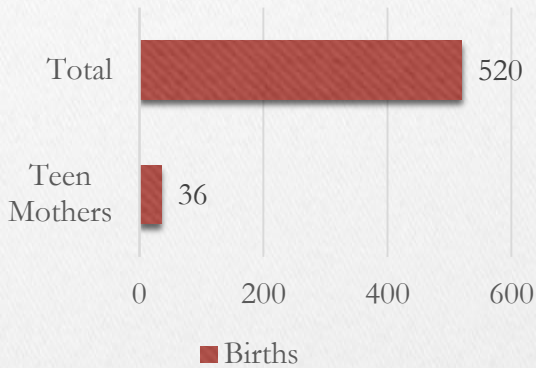
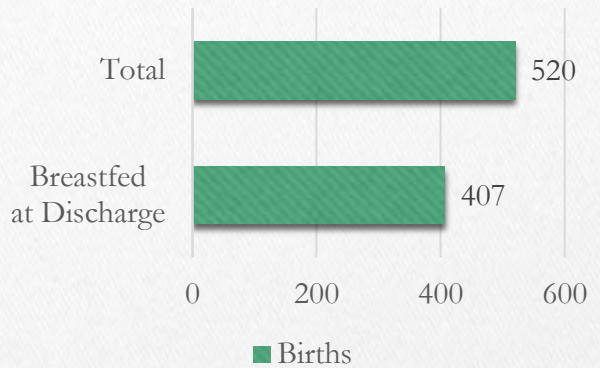
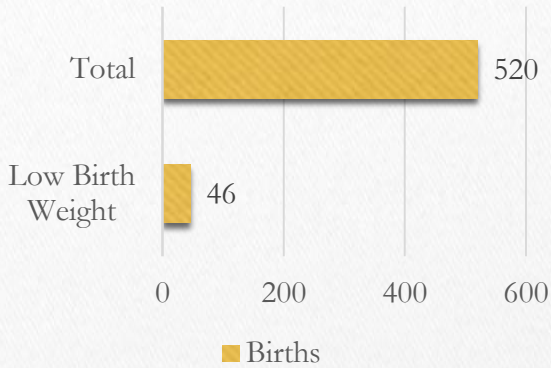
Maternal Child Health in Fremont County

2017 Fremont Co Births

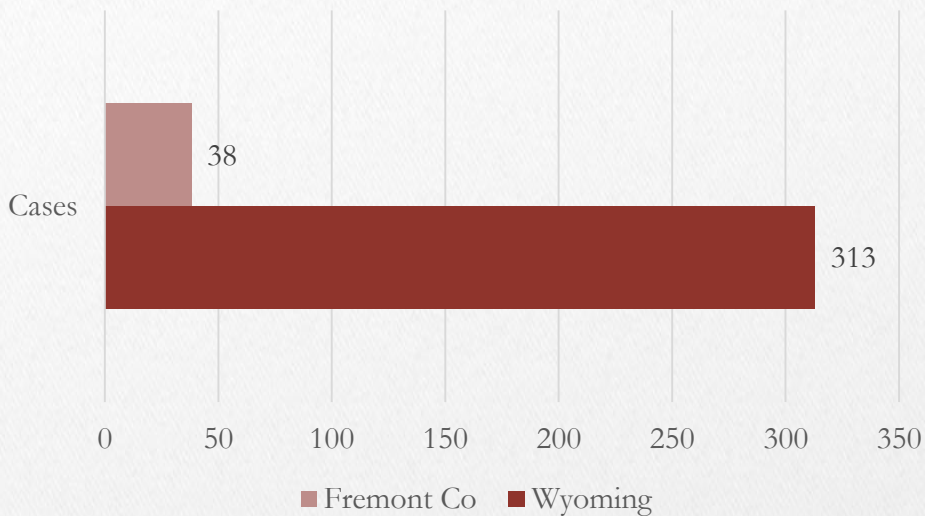


Maternal Child Health in Fremont County

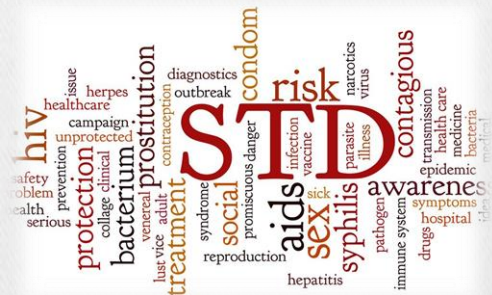
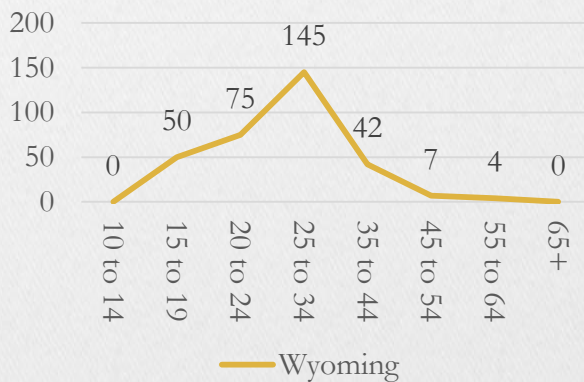
2018 Fremont Co Births



Gonorrhea Reported Cases 2018



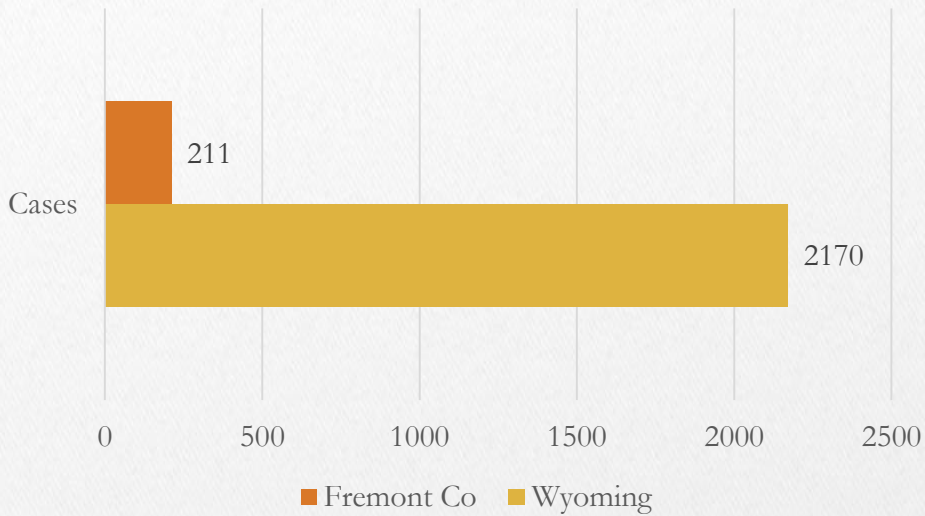
Wyoming Cases by Age 2018



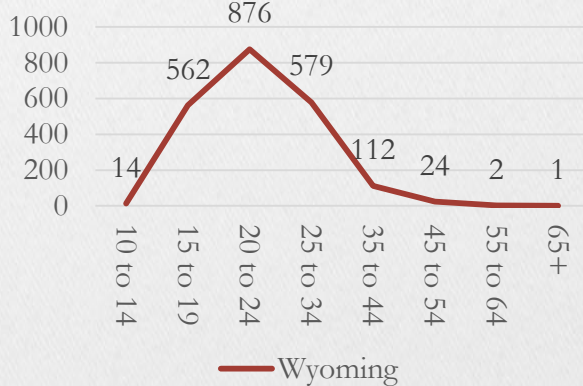
Male	156
Female	157

Communicable Disease in Fremont Co

Chlamydia Reported Cases 2018



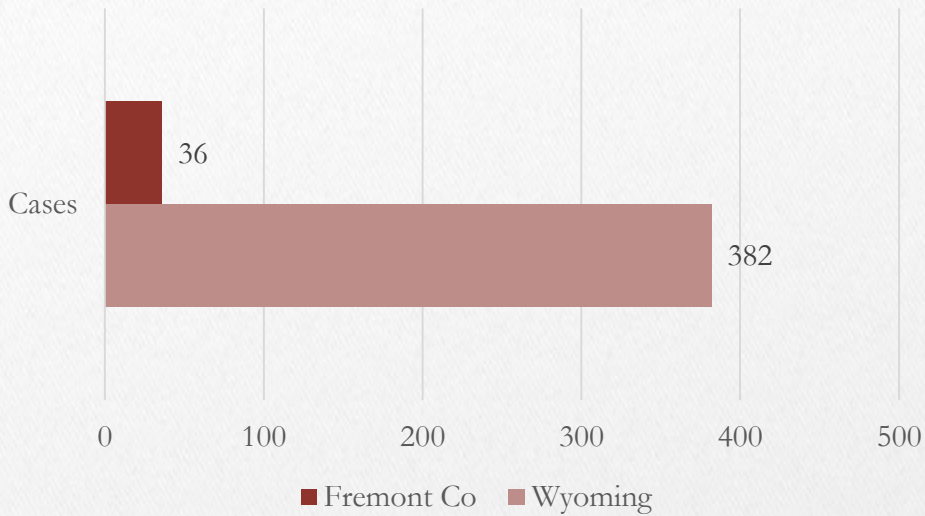
Wyoming Cases by Age 2018



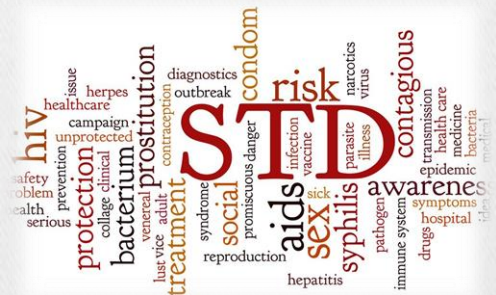
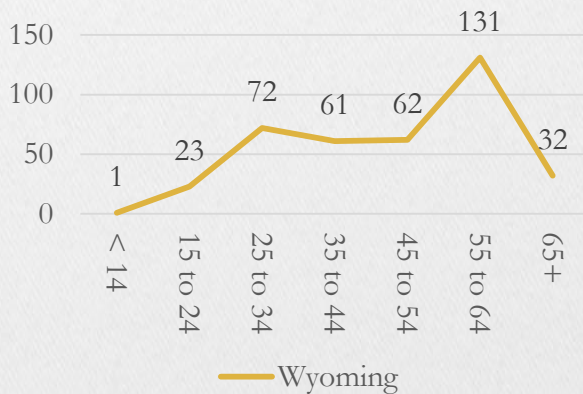
Male	746
Female	1424

Communicable Disease in Fremont Co

Hepatitis C Reported Cases 2017



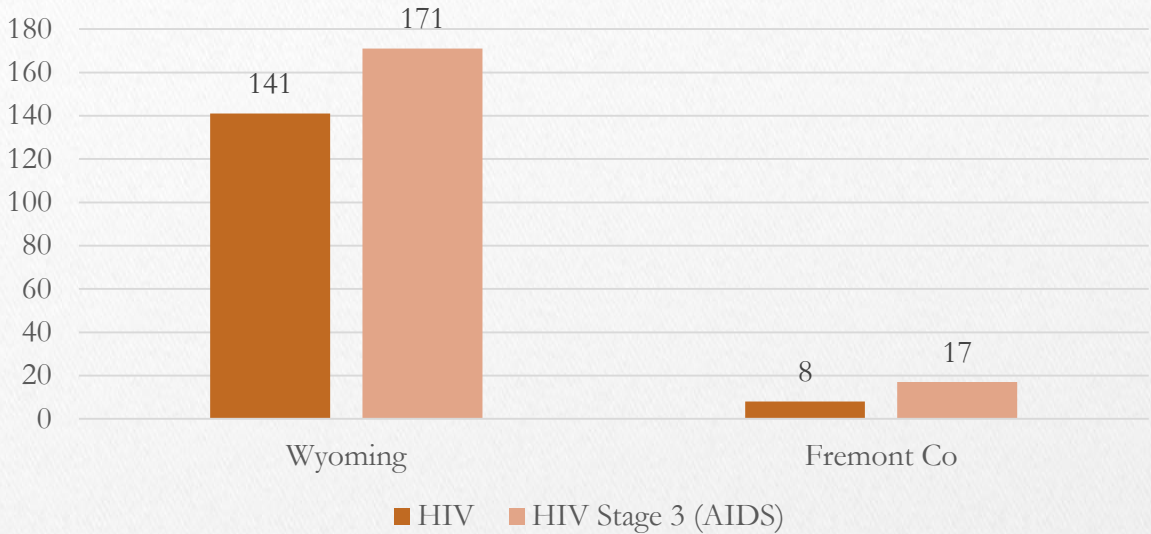
Wyoming Cases by Age 2017



Male	252
Female	130

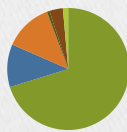
Communicable Disease in Fremont Co

Cases of HIV as of Dec 2017



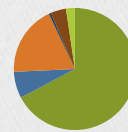
Wyoming 2017	Male	Female
HIV	106	35
AIDS	142	29

2017 WY HIV Cases



- White-99
- Black-16
- Hispanic-18
- Asian-1
- Native Hawaiian-0
- American Indian-5
- Multiple Race-2

2017 WY AIDS Cases



- White-115
- Black-12
- Hispanic-32
- Asian-0
- Native Hawaiian-1
- American Indian-7
- Multiple Race-4

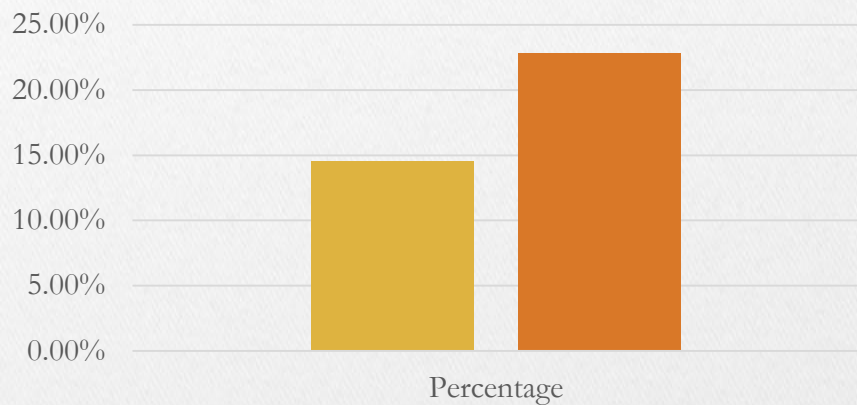
Health Resources in Fremont Co

Healthcare Providers	Number of Providers
Fremont Co. Dentists	3.5 per 10,000 People
Fremont Co. Physicians	18.2 per 10,000 People

Source: Rural Health Information Hub 2018

Source: Rural Health Information Hub 2017

Fremont Co. Uninsured Population



Source: Rural Health Information Hub 2017

■ Under 18 ■ 18 to 64

Medicaid and Chip Aug 2018	Wyoming	National Totals
Total Medicaid & CHIP Enrollment (Preliminary)	57,969	73,156,236
Net Change in Enrollment July-September 2013	-9,549	15,515,851
% Change in Enrollment July-September 2013	-14.14%	27.45%

Source: Medicaid.gov

SageWest Health Care

Riverton Campus
307-856-4161

- Emergency Services are available 24 hours a day, 7 days a week
- Inpatient Medical Services
- Intensive Care
- Therapy Services
- Imaging (CT, MRI, x-ray, mammo, ultrasound and dexa scan)
- Laboratory Diagnostic Services
- Sleep Lab Studies
- Outpatient Infusion
- Surgery Services are available regular daytime, weekday hours
- WorkWise Occupational Health

Lander Campus
307-332-4420

- Emergency Services are available 24 hours a day, 7 days a week
- Inpatient Medical Services
- Intensive Care
- Therapy Services
- Imaging (CT, MRI, x-ray, mammo, ultrasound and nuclear medicine) and
- Laboratory Diagnostic Services
- Women's Health Services
- Surgery Services are available 24 hours a day, seven days a week
- WorkWise Occupational Health

Health Resources in Fremont Co

Primary Care			
Community Health Center- Fremont Co Pediatrics	307-463-7160	Dubois Medical Clinic	307-455-2516
Wind River Clinic	307-857-3488	Lander Valley Family Practice	307-332-3050
FC Public Health	307-856-6979 307-332-1073	Lander Family Medicine	307-332-1551
Western Family Care/ Lander Medical	307-332-2941 307-856-6591	Fremont Co Pediatrics- Community Health	307-332-2185
Indian Health Services	307-332-7300	Wind River Pediatrics	307-857-3488
Riverton VA	307-857-1211	Mountain Sage Family Clinic-Dubois	307-455-2807
Wind River Family and Community Healthcare	307-240-5234 307-855-2992 307-856-9281		
Dental Care			
Rendezvous Dental	307-856-2778	Thomas Loften, DDS	307-857-5768
Benchmark Dental	307-856-9725	Arrow Mtn. Dental	307-856-3463
Olsen Orthodontics	307-332-9136		
Main Street Dental	307-332-2201		
Oak Haven Dental	307-857-2020		
Riverton Dental	307-856-5210		

Lander Senior Center Transportation Open to the public \$2 one way 307-332-2746

Riverton Senior Center Transportation Open to the public \$2.50 one way or \$75 monthly unlimited rides 307-856-3546

WRTA (Fixed Route Below) \$1 per trip or \$25 monthly pass 307-856-7118

WRTA 2019-20 WINTER FIXED ROUTES 1\$ PER RIDE

MONDAY THROUGH FRIDAY PHONE: 307-856-7118

***WINTER ROUTES STARTING AUGUST 26, 2019

CLOCKWISE: RIVERTON-HUDSON-LANDER-FT. WASHAKIE-ETHETE-KINNEAR-RIVERTON					
ROUTES					
PICK UP LOCATIONS	MORNING 1	MORNING 2	MIDDAY	AFTERNOON	EVENING
Riverton Airport			START 12:35 PM		START 4:50 PM
Riverton Job Corps			12:40 PM		4:55 PM
Riverton CWC H&S Ctr	START 6:05 AM		12:50 PM		5:00 PM
Riverton Library	-		by request		5:05 PM
Riverton City Hall	6:15 AM		1:00 PM		5:10 PM
Riverton 12th Street Clinic	-		1:10 PM		-
Riverton - County Bldgs	6:20 AM		1:20 PM		5:15 PM
Wind River Casino	call for stop		call for stop		call for stop
Great Plains Hall	-		1:35 PM		-
Hudson - Post Office	6:40 AM		1:50 PM		5:35 PM
Lander - Bomgaars (on Grandview)	6:55 AM		2:10 PM		5:50 PM
Lander - NOIS HQ (3rd&Lincoln)	7:00 AM		2:15 PM		5:55 PM
Lander - Shopko	7:05 AM		2:20 PM		6:00 PM
Shoshone Rose Casino	call for stop		call for stop		call for stop
Ft. Washakie-Rock Hall	7:30:00 AM END	START 9:15 AM MON-THUR	2:45 PM END	START 4:25 PM	6:20 PM
Ethete - Ethete Store		9:30:00 AM MON-THUR		4:45 PM	6:35 PM
Kinnear - Fire Hall		9:40:00 AM MON-THUR		4:55 PM	6:45 PM
Riverton CWC H&S Ctr		10:00 AM MON-THUR		5:15 PM	7:05 PM END
Riverton City Hall		10:05 AM MON-THUR		BY REQUEST	Ask for drop off
Riverton Airport		10:15 AM MON-THUR END		5:25 PM END	Ask for drop off

COUNTERCLOCKWISE: RIVERTON-KINNEAR-ETHETE-FT. WASHAKIE-LANDER-HUDSON-					
ROUTES					
PICK UP LOCATIONS	MORNING 1	MORNING 2	MIDMORNING	AFTERNOON	EVENING
Riverton City Hall		START 6:45 AM			
Riverton CWC H&S Ctr		-		START 2:00 PM MON-THUR	
Riverton CWC West		6:55 AM		-	
Kinnear - Fire Hall	START 5:45 AM	7:15 AM		2:20 PM MON-THUR	
Ethete - Ethete Store	6:00 AM	7:30 AM		2:30 PM MON-THUR	
Ft. Washakie-Rock Hall	6:15 AM	7:45 AM END	START 9:15 AM	2:45 PM MON-THUR END	START 4:25 PM
Shoshone Rose Casino	call for stop		call for stop		call for stop
Lander - Shopko	6:30 AM		9:40 AM		4:50 PM
Lander - NOIS HQ (3rd&Lincoln)	6:35 AM		9:45 AM		5:00 PM
Lander - Bomgaars (on Grandview)	6:40 AM		9:50 AM		5:05 PM
Hudson - Kai Expresso	6:50 AM		10:05 AM		5:20 PM
Great Plains Hall	-		10:20 AM		-
Wind River Casino	call for stop		call for stop		call for stop
Riverton Pit Stop on South Federal	7:10 AM		10:30 AM		5:40 PM
Riverton 12th Street Clinic	-		call for stop		-
Riverton City Hall	7:15 AM		call for stop		5:45 PM
Riverton Library	7:20 AM		10:40 AM		5:50 PM
Riverton CWC H&S Ctr	7:30 AM		10:45 AM		5:55 PM
Riverton Job Corps	7:35:00 AM END		10:50 AM		6:00 PM
Riverton Regional Airport	BY REQUEST		11:00 AM END		6:10 PM END

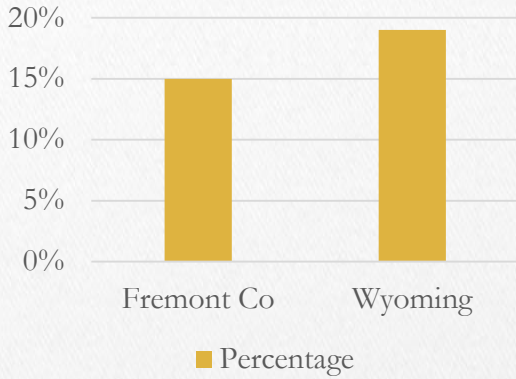
Monthly Bus Pass-\$25
One Way Fare-\$1



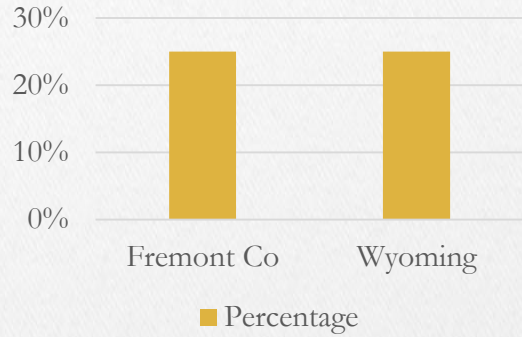
8/30/2019

Risk Behaviors in Fremont County

Percentage of Adults reporting having 5 or more drinks on an occasion at least once in the last month.

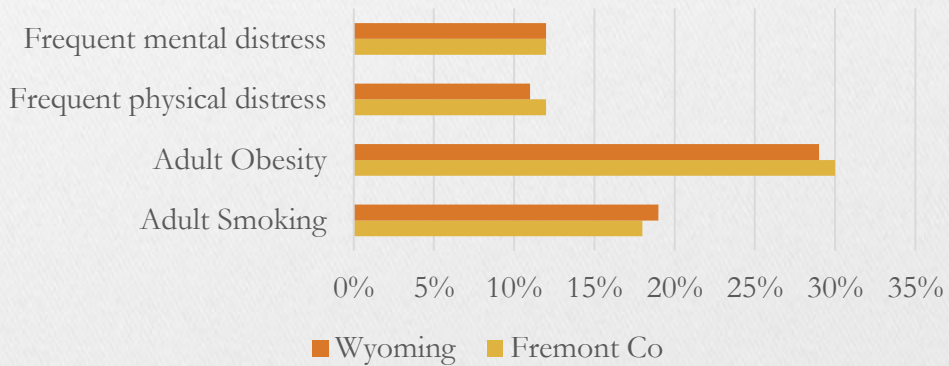


Percentage of 10th and 12th grade juveniles reporting having 5 or more drinks on an occasion at least once in the last month.



Source: BFRSS Wyoming 2017

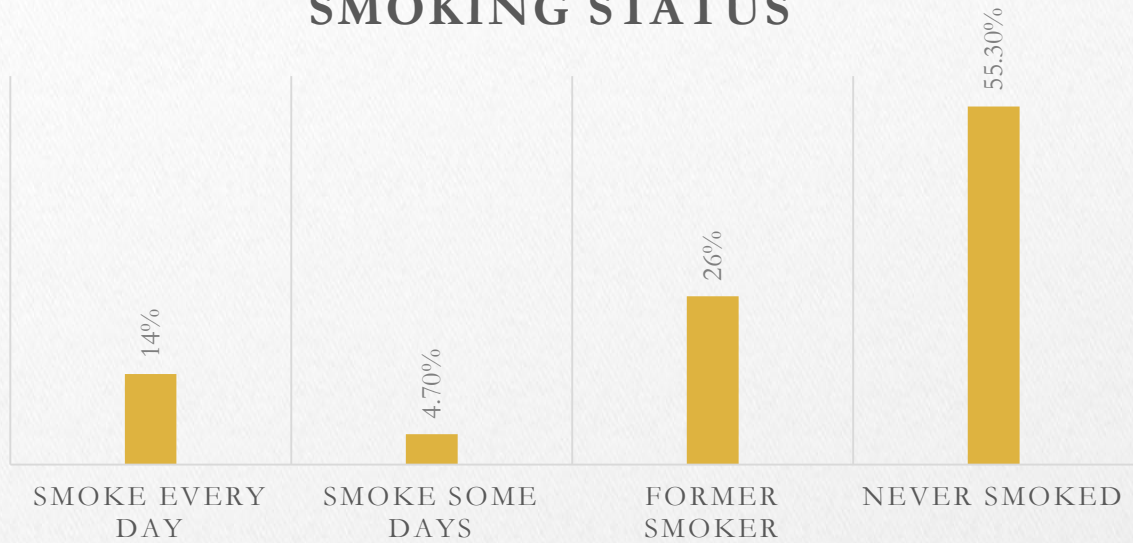
Risk Behaviors



Source: County Health Ranking & Roadmaps

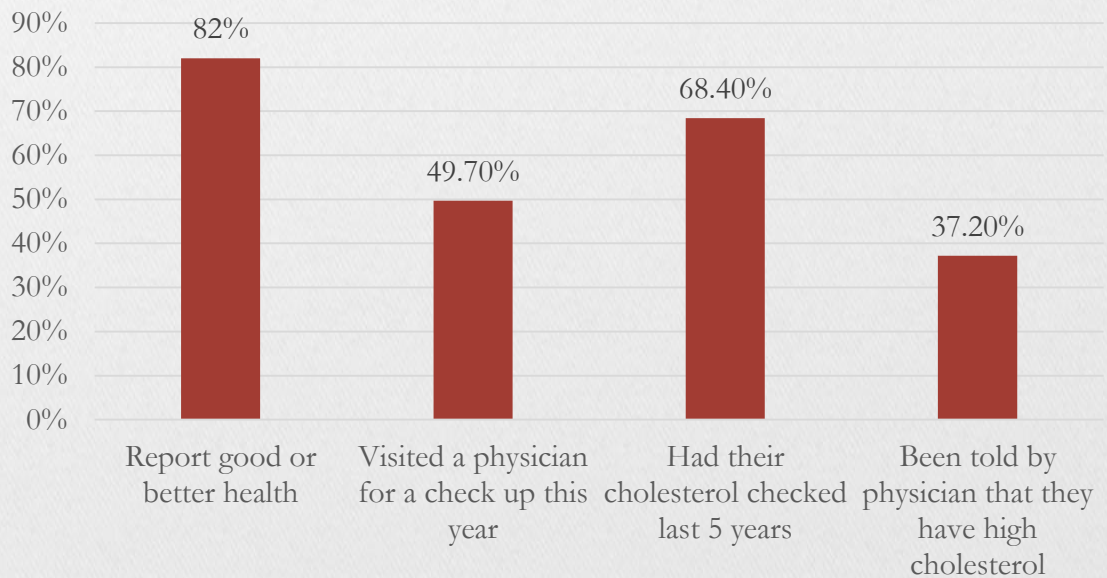


SMOKING STATUS



Source: BFRSS Wyoming 2017

GENERAL HEALTH



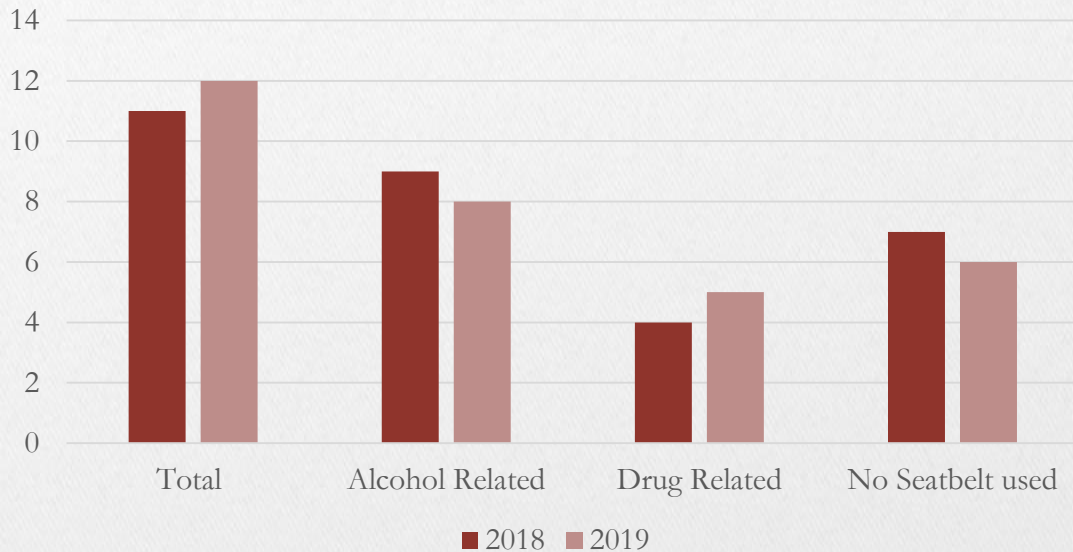
Source: BFRSS Wyoming 2011

Risk Behaviors in Fremont County

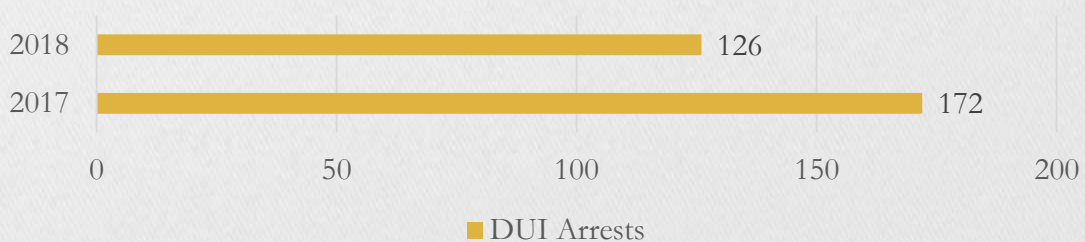
Of the 139 cases investigated by the Fremont Co Coroner in 2018, 45 of them were related to Drug and Alcohol use.

112 Fatal Car Crashes in 2016 in Wyoming. 35 were contributed to a driver with an alcohol concentration of .01 BAC or higher.

Roadway Deaths Fremont Co



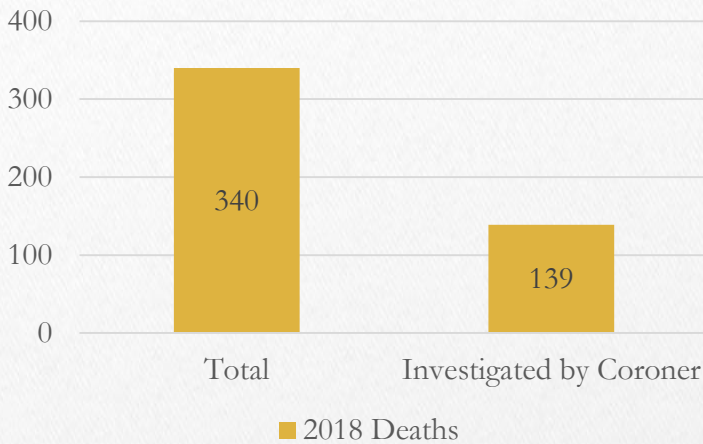
Fremont County DUI Arrests



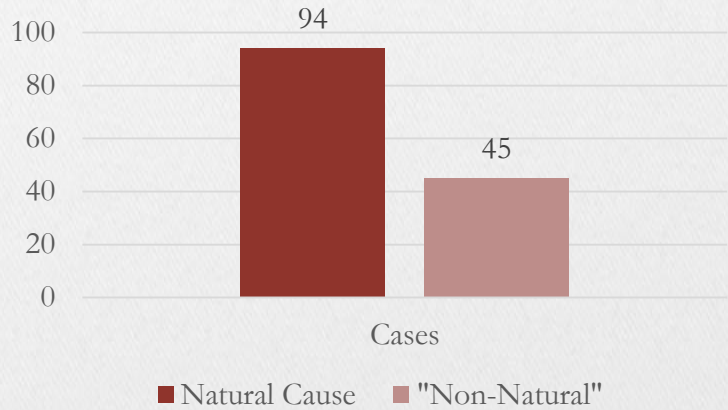
*Does not include BIA Arrests

Death, Illness, and Injury

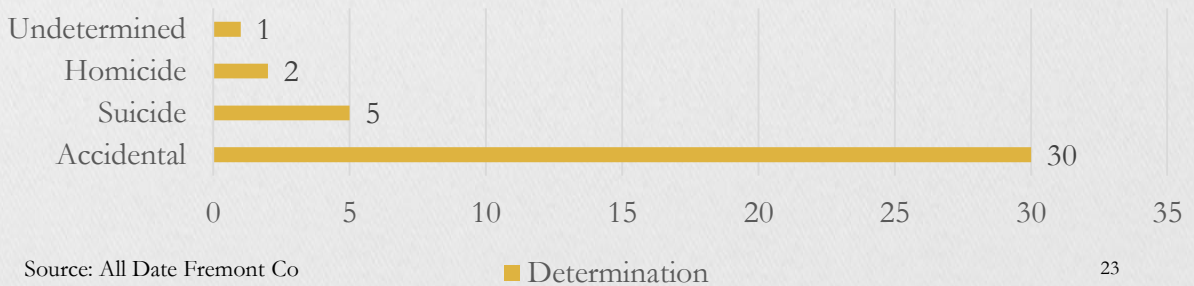
2018 Fremont County Deaths



2018 Coroner Cases



2018 Non-Natural Causes

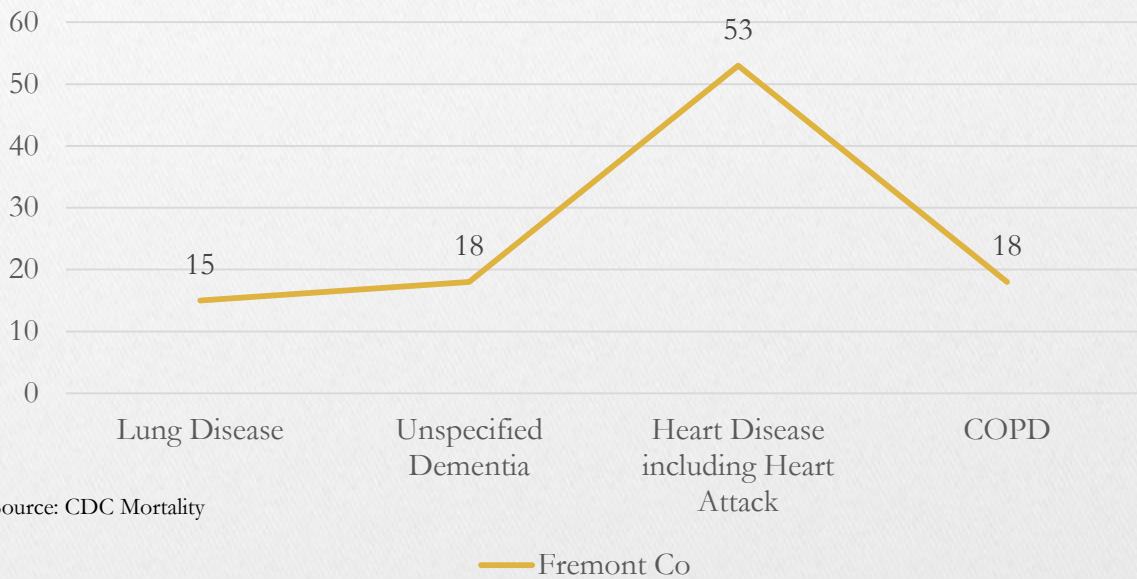


Source: All Date Fremont Co Coroner

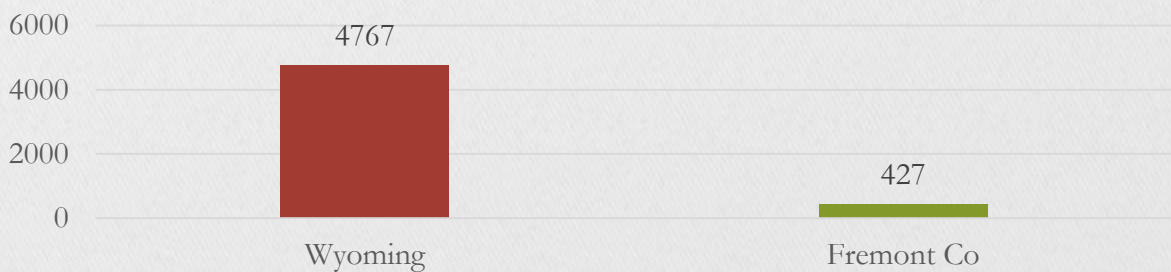
Death, Illness, and Injury



Illness Related Cause of Death 2016



2017 Total Deaths



Crime in Fremont County

2017 Adult Arrests	Total Offenses	Misdemeanor	Felony	Domestic Violence	Assault	Resisting Arrest	Public Intox.	Alcohol involved	Drugs involved
WY	13638	10811	1710	856	368	266	1858	6660	3223
		79%	13%	6%	3%	2%	14%	49%	24%
Fremont Co	947	747	59	49	24	25	239	580	103
		79%	6%	5%	3%	3%	25%	61%	11%


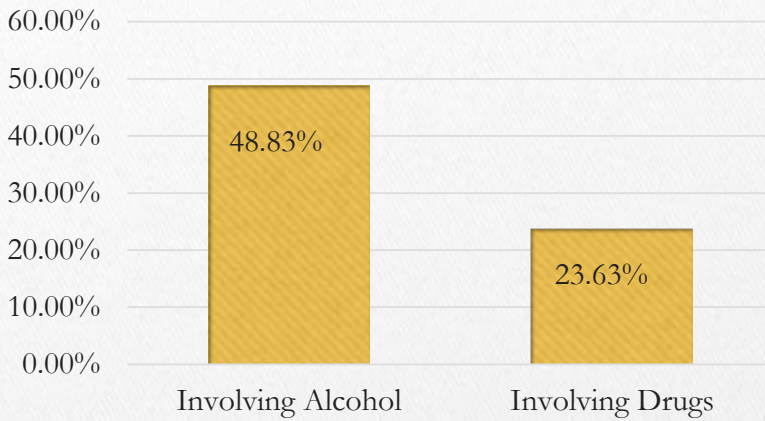
% rounded to nearest whole number

**More than 2 can be reported

2017 Juvenile Arrests	Total Offenses	Misdemeanor	Felony	Domestic Violence	Assault	Resisting Arrest	Public Intox.	Alcohol involved	Drugs involved
WY	86	58	22	4	13	4	1	24	25
		67%	26%	5%	15%	5%	1%	28%	29%
Fremont Co	12	9	1	0	1	1	1	8	3
		75%	8%	0	8%	8%	8%	67%	25%

Source: WY Association of Sheriffs and Chiefs of Police

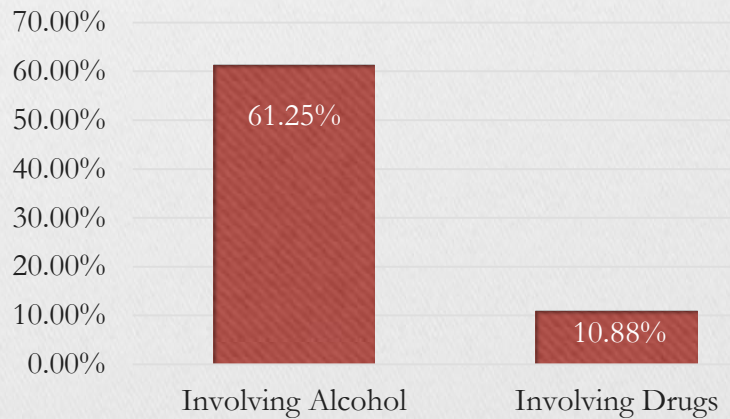
Wyoming Total Offenses 2017



Source: WY Association of Sheriffs and Chiefs of Police



Fremont Co. Total Offenses 2017



Crime in Fremont County- Domestic Violence

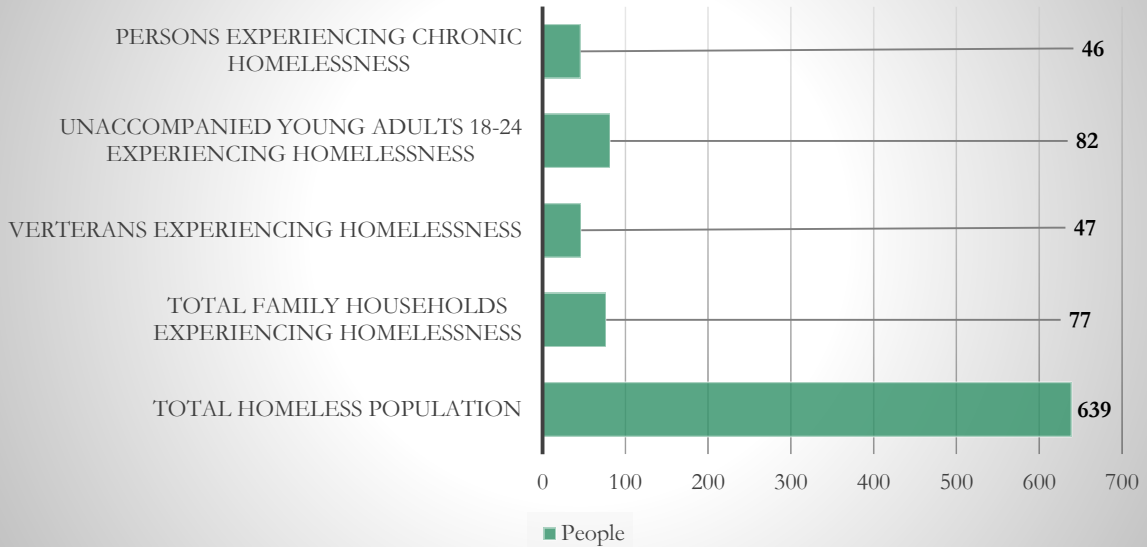
TYPE OF CRIME	Total Number of Incidents	Total Number of Victims		Total Number of Offenders		Total Arrest By Incident Type	% of Incidents Resulting In Arrest
		Male	Female	Male	Female		
Abductions	5	2	3	2	1	3	60.0%
Assaults	1,657	586	1,112	1,118	580	916	55.3%
Intimidation	31	6	28	29	5	10	32.3%
Murder	2	1	1	2	1	2	100.0%
Robbery	0	0	0	0	0	0	0.0%
Sex Assault	18	1	17	17	1	7	38.9%
Viol. Prot.	146	13	133	128	18	56	38.4%
Other	9	2	7	5	4	3	33.3%
TOTAL	1,868	611	1,301	1,301	610	997	53.4%

Source: Wyoming DCI

Incidents by County

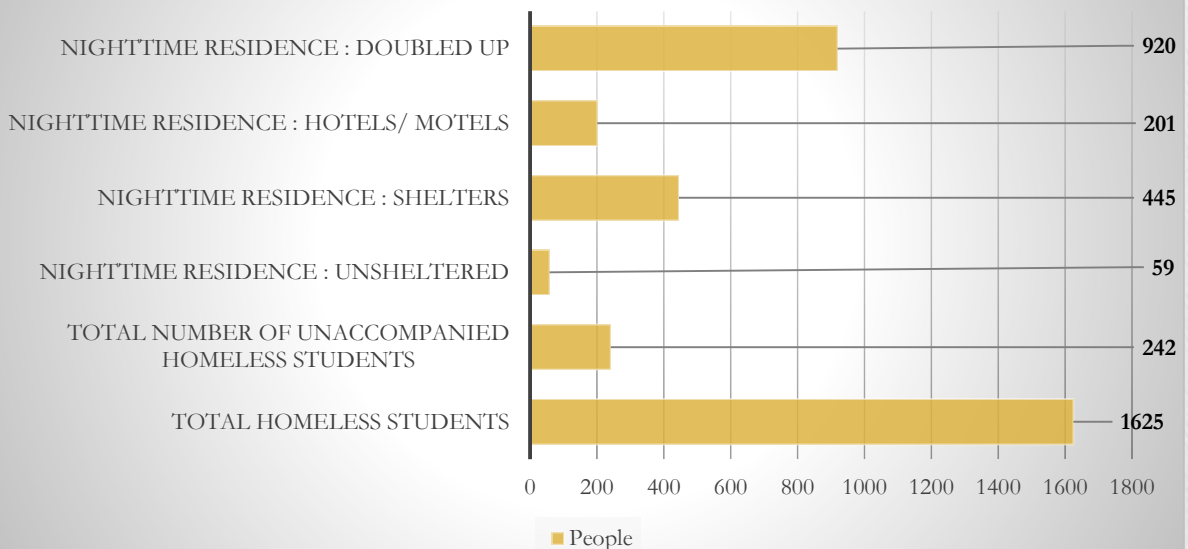
Albany	201	Big Horn	9	Campbell	244
Carbon	108	Converse	38	Crook	11
Fremont	119	Goshen	25	Hot Springs	24
Johnson	23	Laramie	36	Lincoln	37
Natrona	387	Niobrara	18	Park	83
Platte	18	Sheridan	132	Sublette	32
Sweetwater	215	Teton	9	Uinta	68
Washakie	12	Weston	19	State Total	1,868

2018 Wyoming Homelessness



Source: US Interagency Council on Homelessness

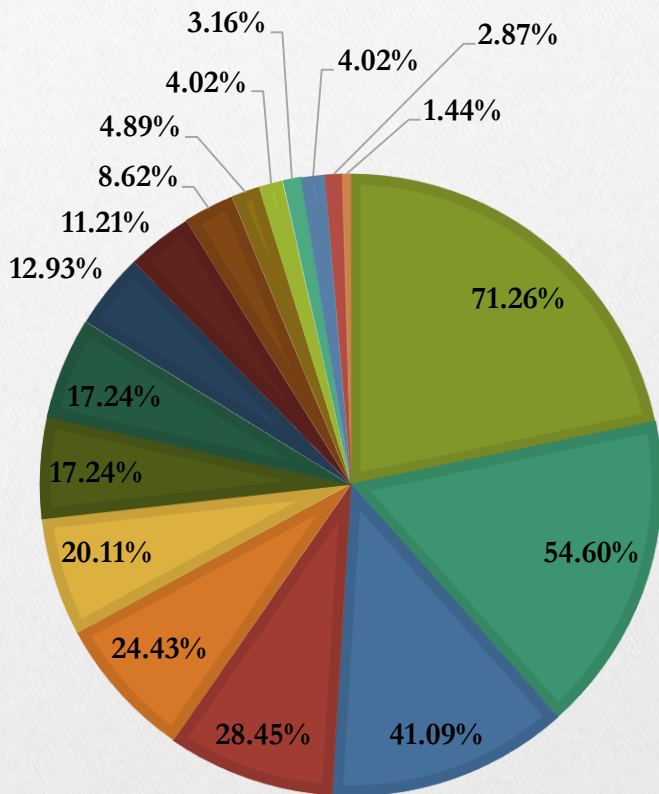
2018 Wyoming Student Homelessness



Fremont County Health Survey Results

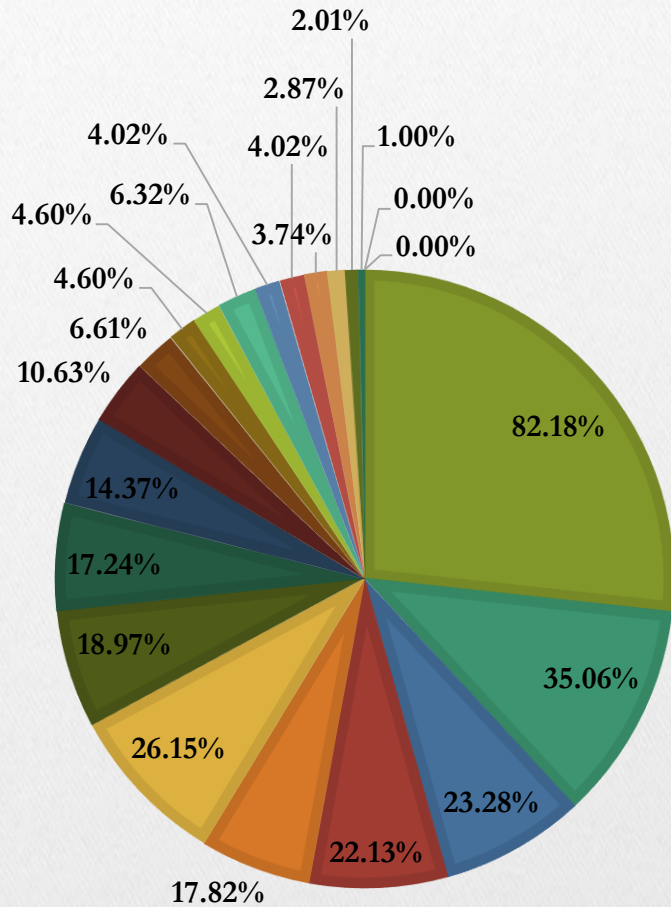
3 MOST IMPORTANT FACTORS FOR A "HEALTHY COMMUNITY"

- Access to healthcare (e.g. family doctors)
- Good jobs and healthy economy
- Low crime/ Safe neighborhoods
- Good place to raise children
- Good schools
- Affordable housing
- Healthy behaviors and lifestyles
- Clean Enviroment
- Strong family life
- Parks and recreation
- Religious or spiritual values
- Other
- Low level of child abuse
- Low adult death and disease rates
- Arts and cultural events
- Excellent race relations
- Low infant deaths



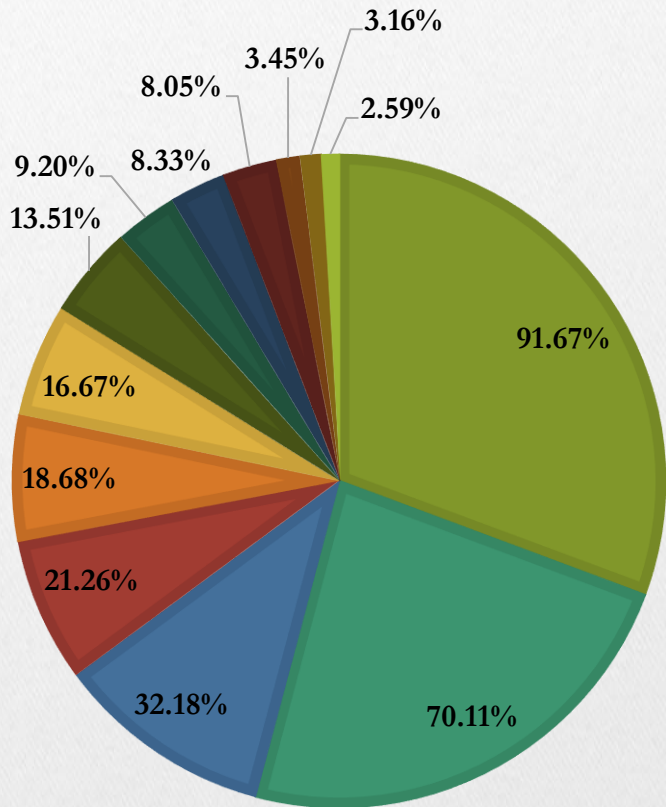
3 MOST IMPORTANT "HEALTH PROBLEMS" IN OUR COMMUNITY

- Drug and Alcohol Abuse
- Mental Health Problems
- Aging Problems
- Cancers
- Domestic Violence
- Diabetes
- Heart Disease and Stroke
- Child abuse/neglect
- Motor vehicle crash injuries
- Suicide
- High Blood Pressure
- Dental Problems
- Teenage pregnancy
- Respiratory/lung disease
- Other
- Sexually transmitted diseases
- Rape and sexual assault
- Homicide
- Infectious disease
- Infant death
- Firearm related injuries
- HIV/AIDS



3 MOST "RISKY BEHAVIORS" IN OUR COMMUNITY

- Alcohol Abuse
- Drug Abuse
- Being overweight
- Poor eating habits
- Tobacco use
- Not using seat belts/ car seats
- Lack of exercise
- Dropping out of school
- Racism
- Unsafe sex
- Other
- Not using birth control
- Not getting vaccinated to prevent disease



HOW WOULD YOU RATE YOUR COMMUNITY AS A "HEALTHY COMMUNITY"?

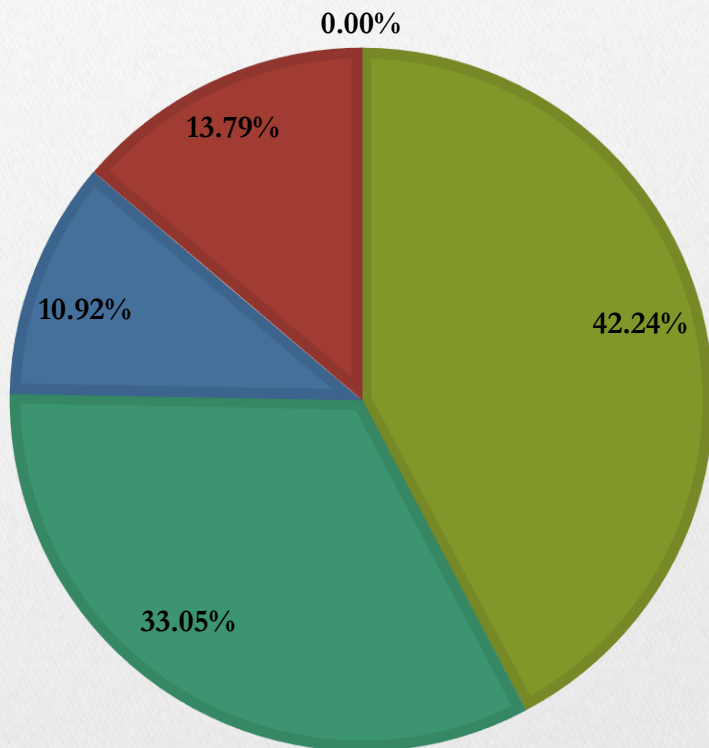
■ Somewhat unhealthy

■ Unhealthy

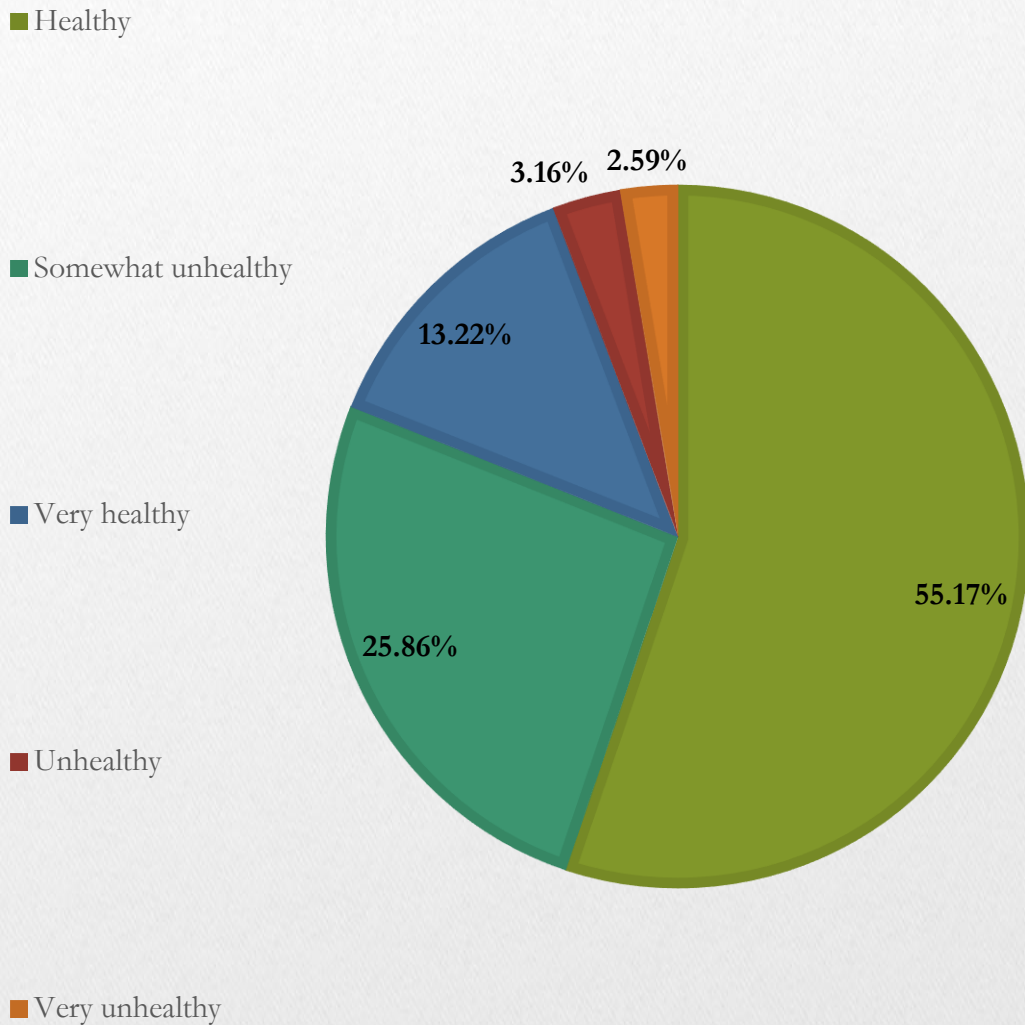
■ Very unhealthy

■ Healthy

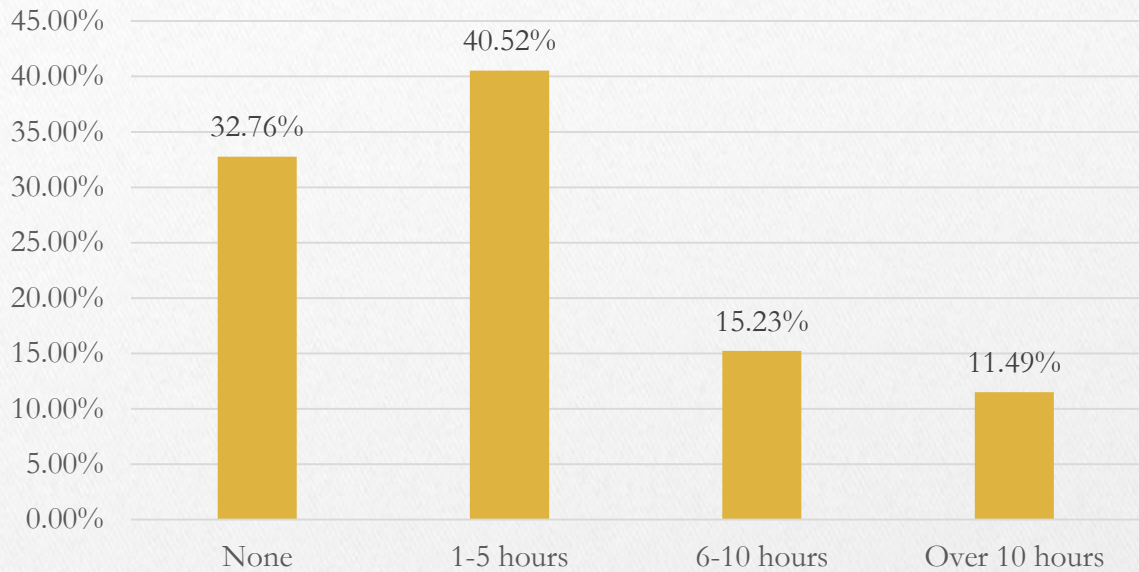
■ Very healthy



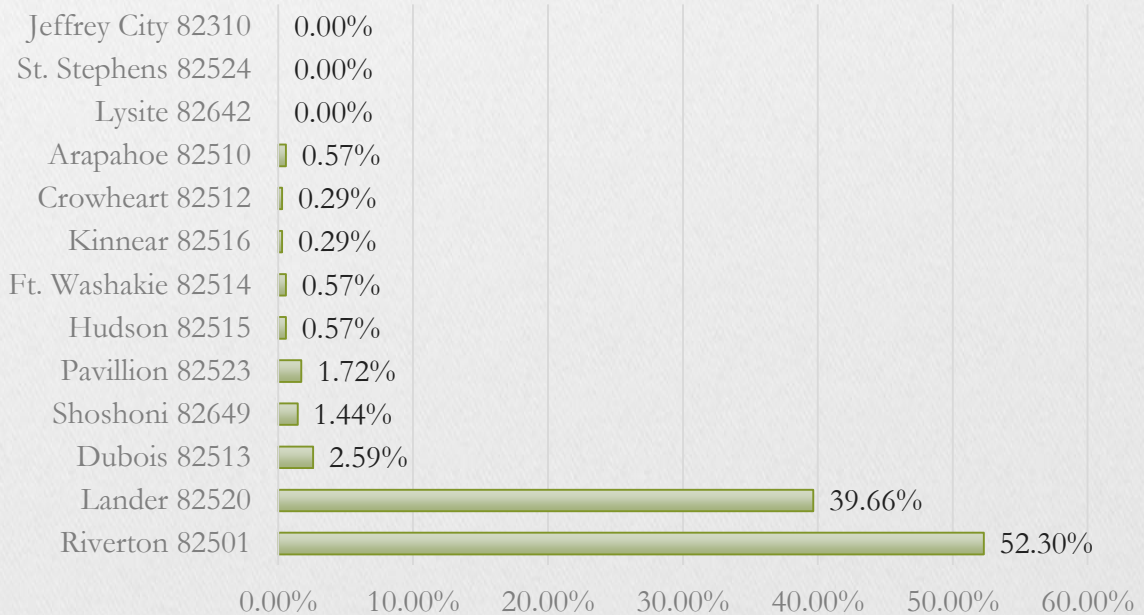
HOW WOULD YOU RATE YOUR OWN PERSONAL HEALTH?



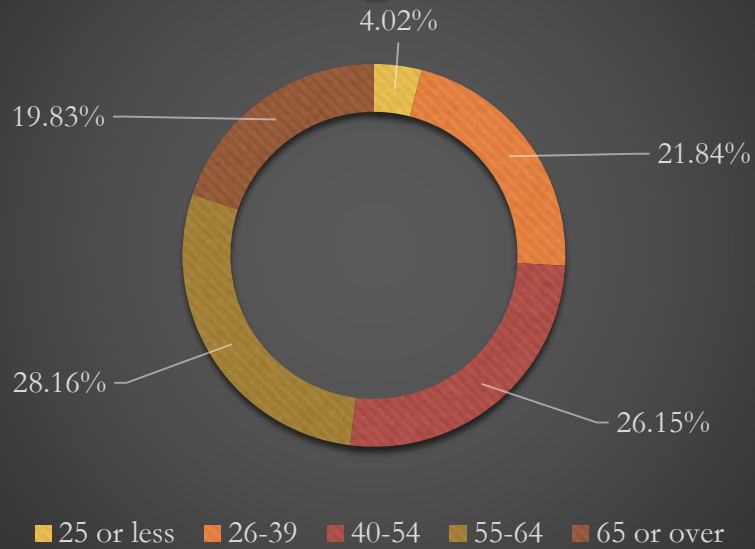
Approximately how many hours per month do you volunteer your time to community service?



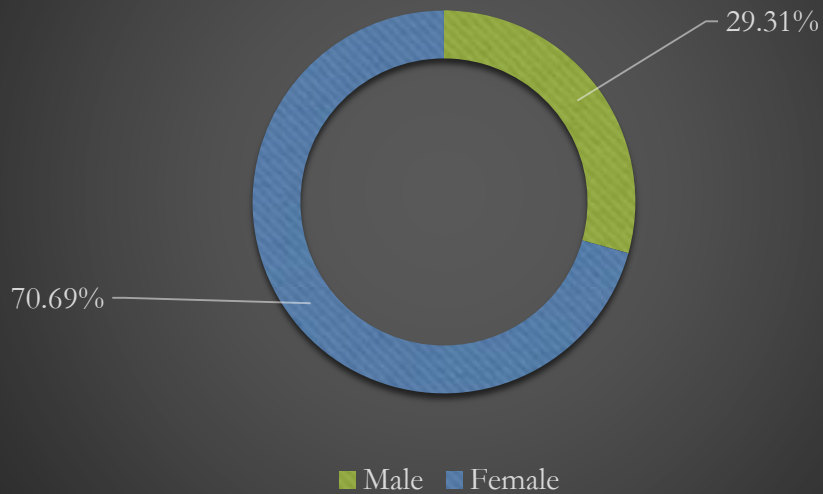
Zip Code where you reside?



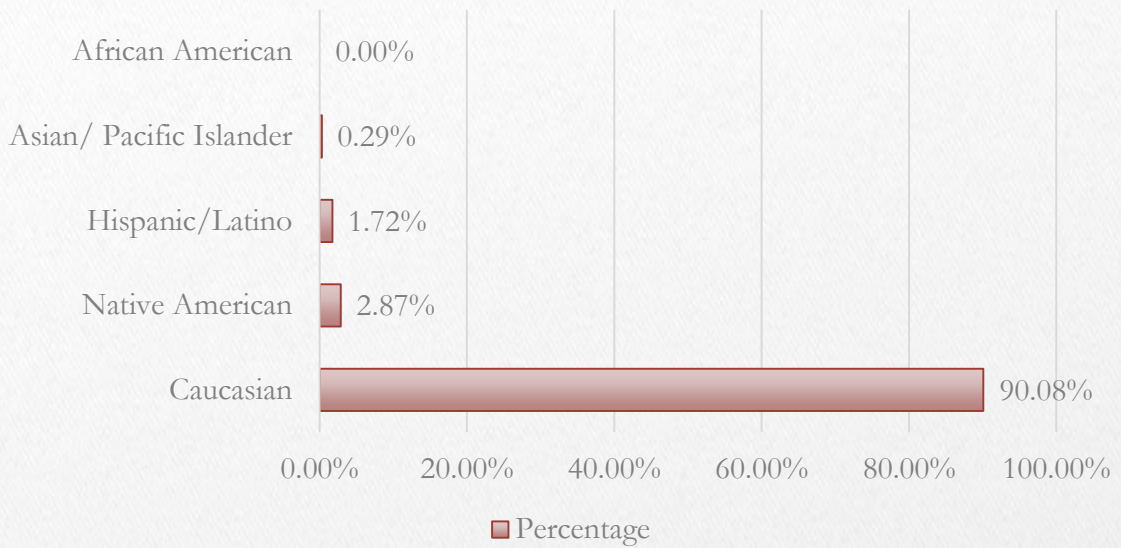
Age



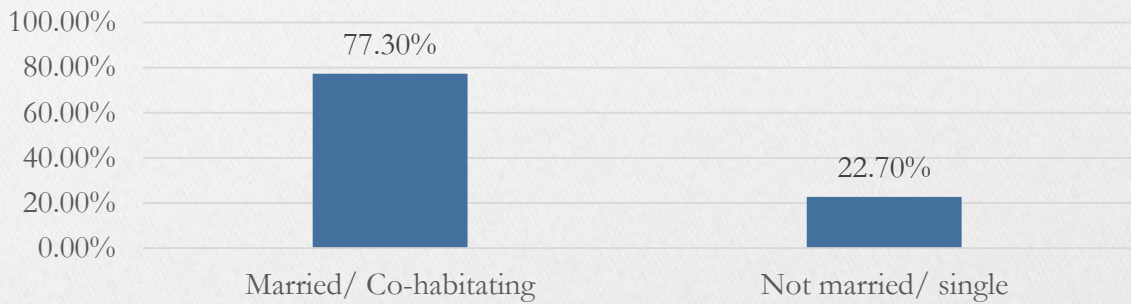
Gender



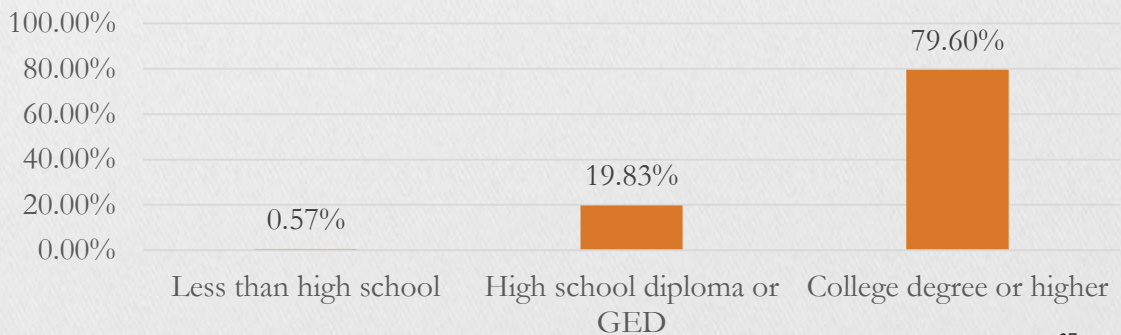
Ethnicity



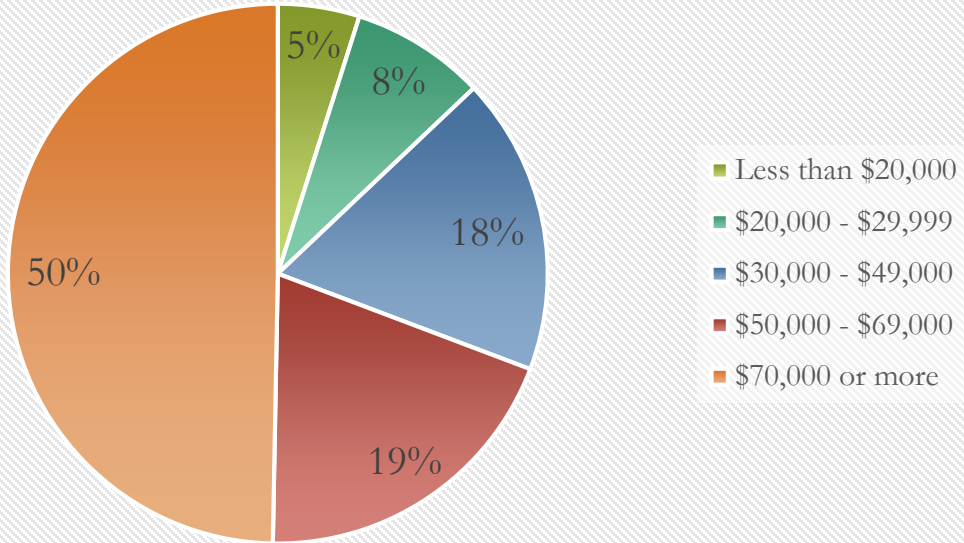
Marital Status



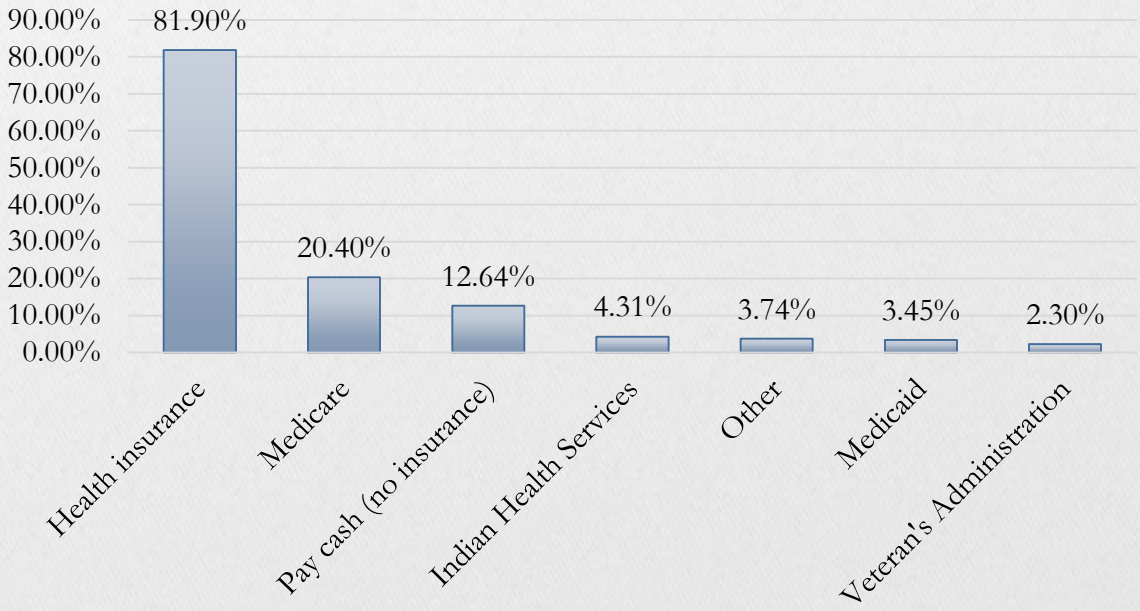
Highest level of Education



Yearly Household income

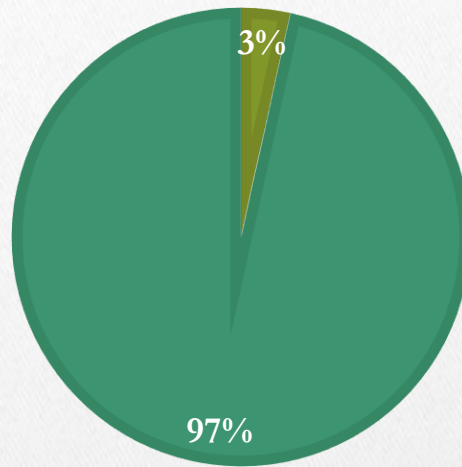


How do you pay for your health care?



WHERE DO YOU ROUTINELY GET MEDICAL CARE?

■ In the Emergency Room ■ Primary Physician



Data based on survey with 348 respondents

Action Plans

- ❖ Develop a Recruitment Taskforce- Look at ways that our county and communities can attract and recruit not only healthcare but all industry professionals.
- ❖ Create awareness of the assessment within the community- Encourage community involvement in assessing the needs of the county.
- ❖ K-12/Community Education of drug and alcohol awareness- create education plan for school and community regarding use and abuse of drugs and alcohol.